

Efficacy and Safety of Long-Acting Subcutaneous Lenacapavir in Phase 2/3 in Heavily Treatment-Experienced People with HIV: Week 26 results (CAPELLA study)

Jean-Michel Molina,¹ Sorana Segal-Maurer,² Hans-Jürgen Stellbrink,³ Antonella Castagna,⁴ Mezgebe Berhe,⁵ Gary Richmond,⁶ Peter J. Ruane,⁷ Gary I. Sinclair,⁸ Krittaecho Siripassorn,⁹ Hui Wang,¹⁰ Heena Patel,¹⁰ Nicolas Margot,¹⁰ Hadas Dvory-Sobol,¹⁰ Robert H. Hyland,¹⁰ Martin Rhee,¹⁰ Jared M. Baeten,¹⁰ Edwin DeJesus¹¹

¹Hopital Saint Louis, Paris, France; ²New York Presbyterian Queens, Flushing, New York, USA; ³ICH Study Center Hamburg, Germany; ⁴IRCCS Ospedale San Raffaele, Milano, Italy; ⁵North Texas Infectious Diseases Consultants, Dallas, Texas, USA; ⁶Gary J. Richmond, MD, PA, Fort Lauderdale, Florida, USA; ⁷Ruane Clinical Research Group, Los Angeles, California, USA; ⁸PrismHealth North Texas, Dallas, Texas, USA; ⁹Bamrasnaradura Infectious Diseases Institute, Nonthaburi, Thailand; ¹⁰Gilead Sciences, Inc., Foster City, California, USA; ¹¹Orlando Immunology Center, Orlando, Florida, USA

Disclosures

Research Grant from Gilead

Advisory boards with Gilead, Merck, ViiV and Janssen

Acknowledgments

We extend our thanks to:

The study participants and their families

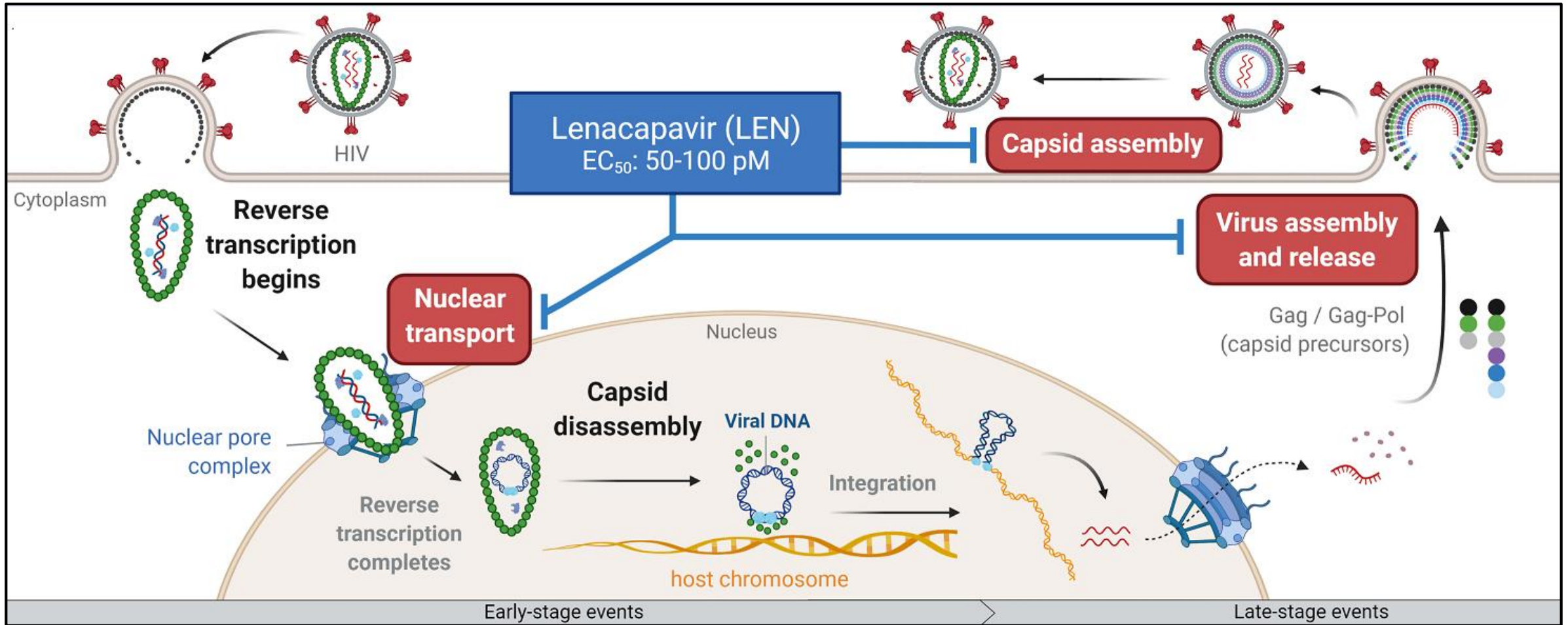
Participating study investigators and staff:

Canada: J Brunetta, B Trottier; **Dominican Republic:** E Koenig; **France:** J-M Molina, S Ronot-Bregigeon, Y Yazdanpanah; **Germany:** H-J Stellbrink; **Italy:** A Antinori, A Castagna, F Castelli; **Japan:** T Shirasaka, Y Yokomaku; **South Africa:** M Rassool; **Spain:** J Mallolas; **Taiwan:** C-C Hung; **Thailand:** A Avihingsanon, P Chetchotisakd, K Siripassorn, W Ratanasuwan; **United States:** DS Berger, M Berhe, C Brinson, CM Creticos, GE Crofoot, E DeJesus, D Hagins, T Hodge, K Lichtenstein, JP McGowan, O Ogbuagu, O Osiyemi, GJ Richmond, MN Ramgopal, PJ Ruane, W Sanchez, S Segal-Maurer, J Sims, GI Sinclair, DA Wheeler, A Wiznia, K Workowski, C Zurawski

This study was funded by Gilead Sciences, Inc.



LEN Targets Multiple Stages of HIV Replication Cycle



Introduction

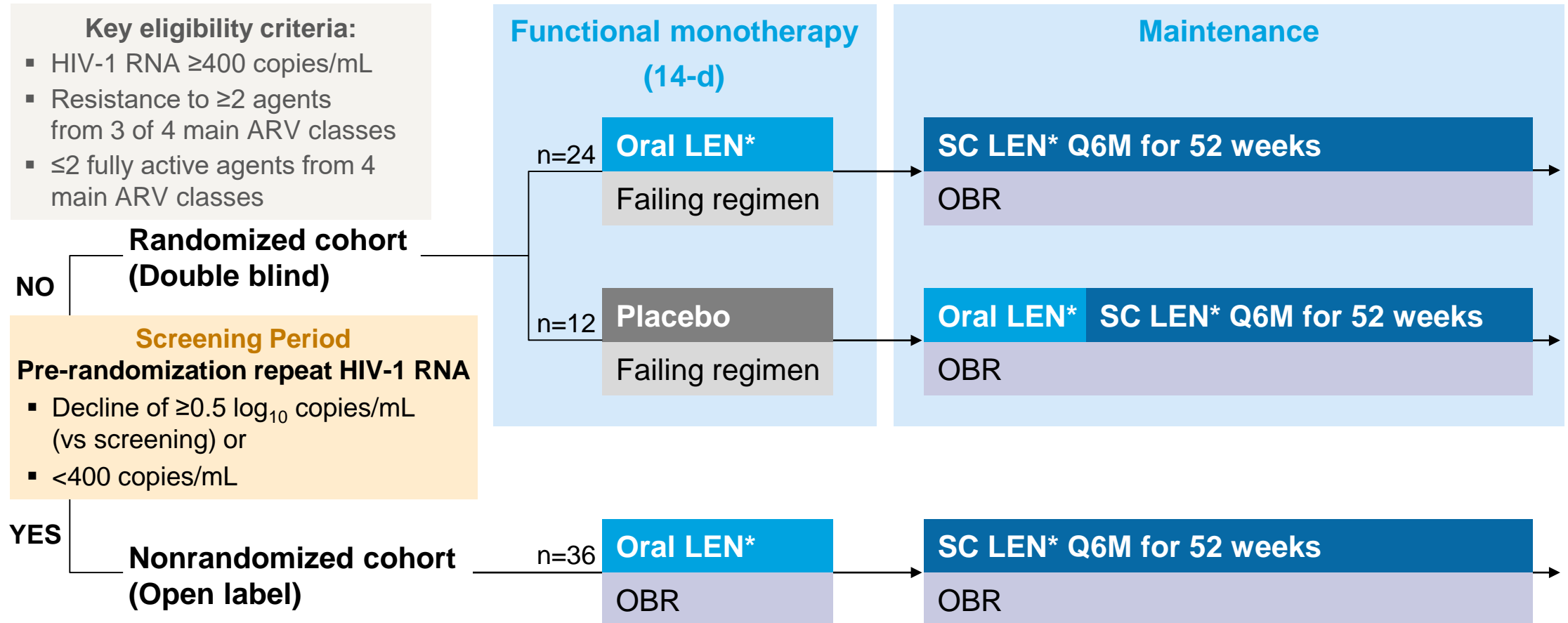
- ◆ LEN can meet significant unmet medical needs:
 - A new mechanism of action for HTE people with MDR HIV
 - Reduction of daily pill burden through less frequent dosing for treatment and prevention
- ◆ Highly desirable in vitro profile for HTE PWH
 - Retains full activity against NRTI-, NNRTI-, INSTI-, and PI-resistance¹⁻³
 - No observed pre-existing resistance²
- ◆ Previously in CAPELLA, LEN achieved its primary endpoint at 14 days in HTE PWH when added to a failing regimen as a functional monotherapy⁴:
 - Participants achieving ≥ 0.5 log decline in HIV-1 RNA: LEN 88% vs placebo 17% ($p < 0.0001$)
 - Decline in HIV-1 RNA: LEN 1.9 vs 0.3 \log_{10} copies/mL ($p < 0.0001$)

HTE, heavily treatment-experienced; INSTI, integrase strand transfer inhibitor; MDR, multidrug-resistant; NRTI, nucleoside reverse-transcriptase inhibitor; PI, protease inhibitor; PWH, people with HIV.

1. Yant SR, et al. CROI 2019, poster 480; 2. Margot N, et al. CROI 2020, poster 529; 3. VanderVeen L, et al. CROI 2021, oral 01781

4. Segal-Maurer S, et al. CROI 2021, oral 2228.

Study Design



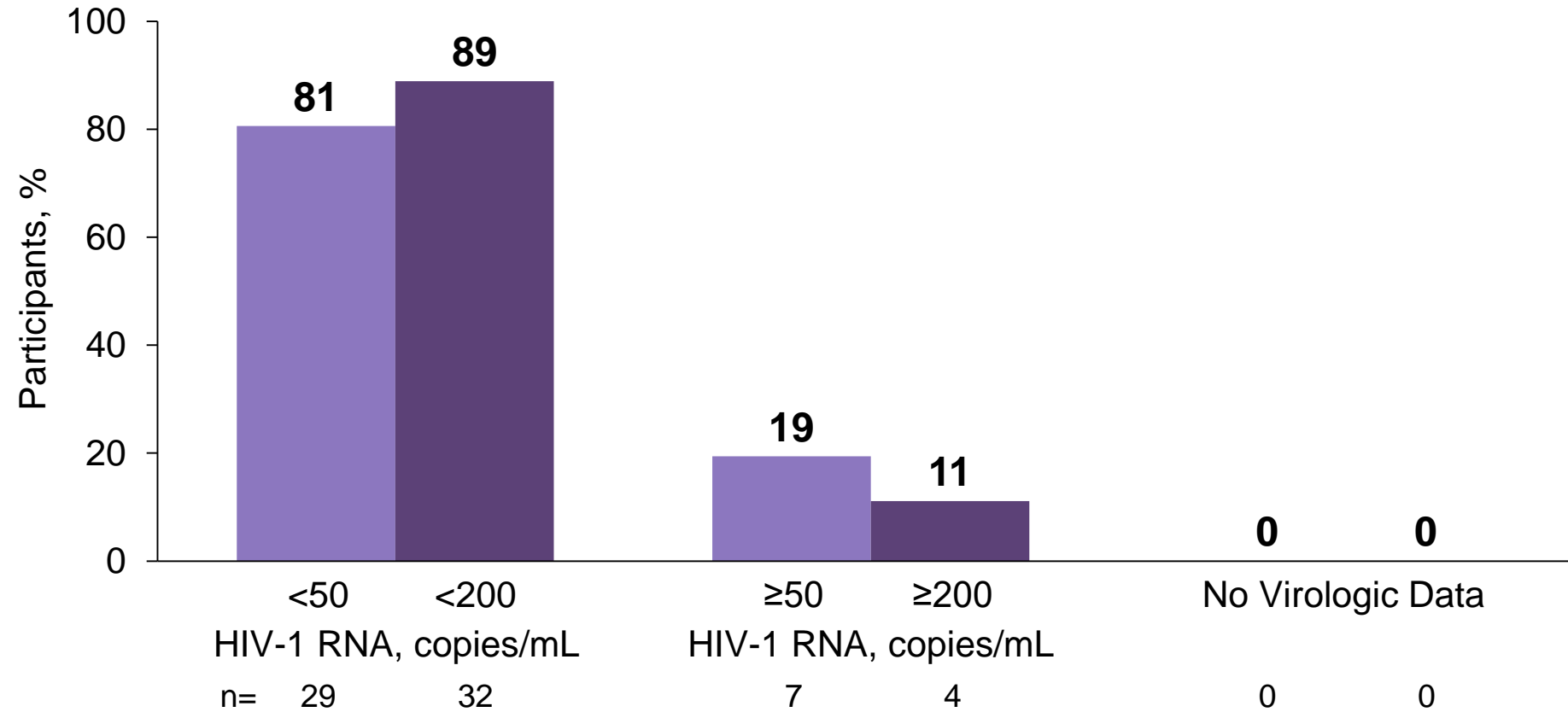
- ◆ Efficacy summarized only for randomized cohort (n=36), as most in nonrandomized cohort have not reached Wk 26 yet
- ◆ Safety summarized for both the randomized and nonrandomized cohort (n=72)

*Oral LEN administered as 600 mg on Days 1 and 2, 300 mg on Day 8; SC LEN administered as 927 mg (2 x 1.5 mL) in the abdomen on Day 15. OBR, optimized background regimen (investigational agents, such as fostemsavir, were allowed; atazanavir (ATV), ATV/cobicistat, ATV/ritonavir, efavirenz, entecavir, nevirapine, tipranavir were not allowed).

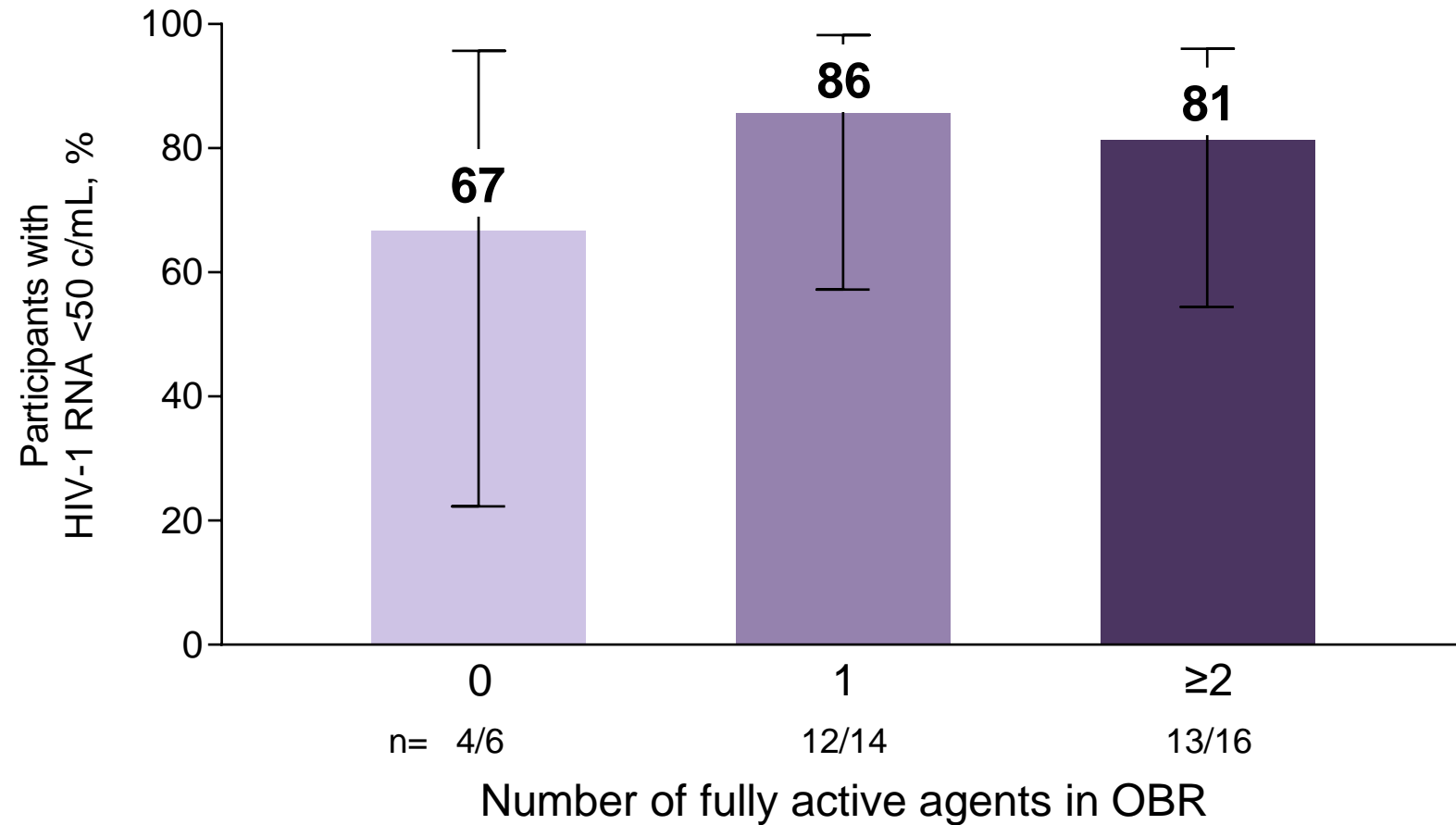
Baseline Characteristics

	Randomized		Nonrandomized	Total N=72
	LEN n=24	Placebo n=12	LEN n=36	
Age, median (range), years	55 (24 – 71)	54 (27 – 59)	49 (23 – 78)	52 (23 – 78)
Sex, % female at birth	29	25	22	25
Race, % Black	42	55	31	38
Ethnicity, % Hispanic/Latinx	25	36	14	21
HIV-1 RNA, median (range), log ₁₀ copies/mL	4.2 (2.3 – 5.4)	4.9 (4.3 – 5.3)	4.5 (1.3 – 5.7)	4.5 (1.3 – 5.7)
>75,000 copies/mL, %	17	50	28	28
CD4 count, median (range), cells/μL	172 (16 – 827)	85 (6 – 237)	195 (3 – 1296)	150 (3 – 1296)
≤200 cells/μL, %	67	92	53	64
Years since HIV diagnosis, median (range)	27 (13 – 39)	26 (14 – 35)	23 (9 – 44)	24 (9 – 44)
Number of prior ARV agents, median (range)	9 (2 – 24)	9 (3 – 22)	13 (3 – 25)	11 (2 – 25)
Number of ARV agents in failing regimen, median (range)	3 (1 – 7)	3 (2 – 6)	4 (2 – 7)	3 (1 – 7)
Known resistance to ≥2 drugs in class, %				
NRTI	96	100	100	99
NNRTI	92	100	100	97
PI	83	67	83	81
INSTI	83	58	64	69

Efficacy at Week 26 in the Randomized Cohort (n=36): FDA-Snapshot Algorithm



Efficacy by Number of Fully Active Agents in OBR



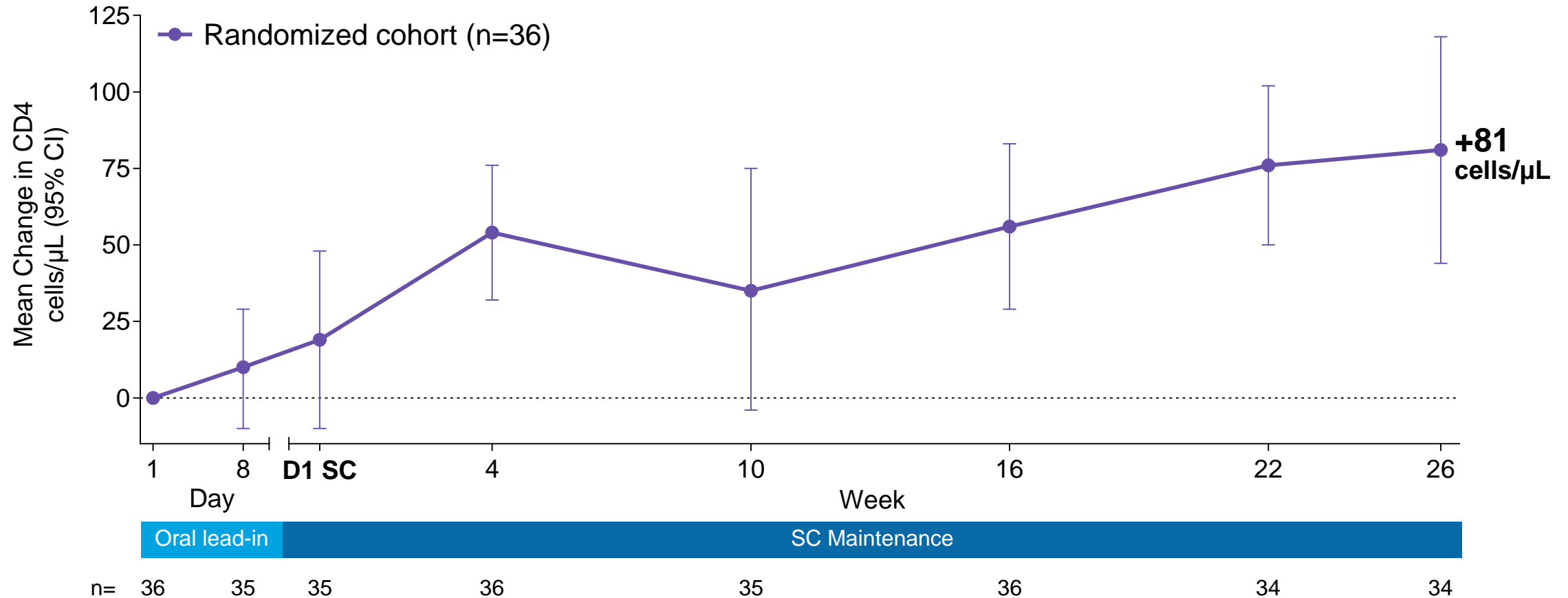
Emergent LEN Resistance*

n (%)	Randomized Cohort n=36
Participants meeting criteria for resistance testing	11 (31)
No emergent LEN resistance	7 (19)
Emergent LEN resistance	4 (11)
M66I	4
Q67H	1
K70N/R/S	1
N74D	1

- ◆ All 4 participants with emergent LEN resistance remained on LEN
 - 3 participants re-suppressed at a later visit: 2 without and 1 with OBR change
 - 1 participant with no fully active agent never suppressed (max 1.7 log₁₀ copies/mL decline in HIV-1 RNA)
- ◆ No participant developed additional resistance to the agents in the OBR

*Capsid genotypic and phenotypic resistance testing performed any participants with confirmed HIV-1 RNA ≥50 copies/mL and <1 log₁₀ HIV-1 RNA reduction from Day 1 at the Week 4 visit, at any visit after achieving HIV-1 RNA <50 copies/mL and a rebound to ≥50 copies/mL, and at any visit, with >1 log₁₀ increase in from the nadir. HIV-1, protease, reverse-transcriptase and integrase genotypic and phenotypic testing were performed if the rebound or suboptimal virologic response were confirmed.

Changes in CD4



- ◆ LEN led to clinically meaningful improvement in CD4 cell count
- ◆ Participants with very low CD4 (<50 cells/μL) decreased from 22% (8/36) at baseline to 0 (0/34) at Week 26

D1 SC, the first day SC LEN was administered.

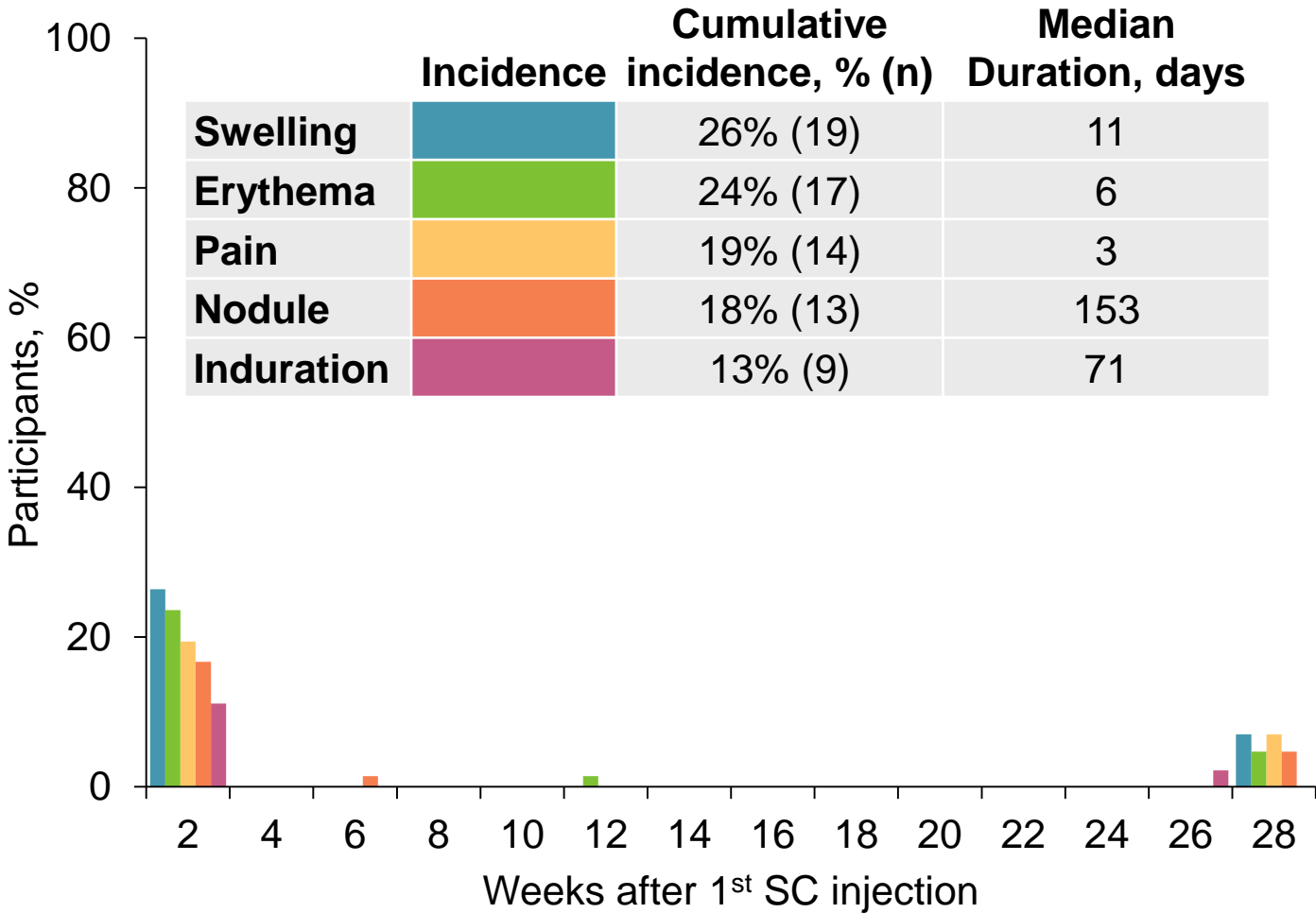
Adverse Events (excluding ISRs)

≥5% total in any Grade, (n)	Total LEN (N=72)
Diarrhea	8% (6)
Nausea	8% (6)
Cough	7% (5)
Headache	7% (5)
Pyrexia	7% (5)
Urinary tract infection	7% (5)
Abdominal distension	6% (4)
Arthralgia	6% (4)
Back pain	6% (4)
Constipation	6% (4)
Oral candidiasis	6% (4)
Rash	6% (4)

- ◆ No AEs leading to study drug discontinuation
- ◆ No SAEs related to study drug*
- ◆ One participant had an SAE of malignant neoplasm, not related to study drug with fatal outcome

*Serious adverse events (SAEs) not related to study drug: #1: malignant neoplasm, dizziness; #2: abdominal pain, pancreatic mass, *Clostridium difficile* infection; #3 proctalgia; #4: femoral neck fracture. ISR, injection site reaction.

Injection Site Reactions Related to SC LEN: Incidence*



- ◆ No ISRs reported in 44% (32/72)
- ◆ 56% (40/72) had ≥1 ISR related to LEN
 - Most ISRs were Grade 1 (70% [28/40]) and resolved within days
 - No Grade 4 ISRs occurred; two participants had Grade 3: one with swelling and erythema, which resolved in 4 and 8 days, respectively, and one with pain, which resolved in 1 day
- ◆ All nodules were Grade 1
- ◆ No participant discontinued due to ISRs
 - All 36 randomized and 3 of 36 nonrandomized participants received 2nd SC injection

Participants who received SC injection 72 39

*Only includes AEs related to LEN and excludes those not related to it (eg, T20).

Grade 3 or 4 Laboratory Abnormalities

≥5% in total, (n)	Total (N=72)
Any Grade 3 or 4 lab abnormality	26% (19)
Low creatinine clearance (eGFR)/high creatinine*	11% (8)
Glycosuria	6% (4)
Nonfasting/fasting hyperglycemia	6% (4)

- ◆ None of the Grade 3 or 4 lab abnormalities were clinically relevant
- ◆ Low creatinine clearance/eGFR and/or high creatinine were transient or unconfirmed abnormalities
- ◆ Hyperglycemia/glycosuria were transient, unconfirmed, or related to underlying diabetes

*Per DAIDS scale, Grade 3 creatinine clearance is <60–30 mL/min or 30–<50% decrease from baseline; Grade 3 creatinine is >1.8–<3.5 x upper limit of normal or increase to 1.5–<2.0 x baseline. eGFR, estimated glomerular filtration rate.

- ◆ In HTE PWH with MDR
 - LEN in combination with an OBR led to high rates of virologic suppression at Week 26 (81%)
 - LEN led to clinically meaningful increases in CD4 counts at Week 26
 - While 22% had CD4 <50 cells/ μ L at baseline, none did by Week 26
 - LEN was well tolerated with no AEs leading to discontinuation
 - All 36 randomized participants received 2nd SC injection
- ◆ LEN has the potential to become an important agent for HTE PWH with MDR
- ◆ These data support the ongoing evaluation of LEN for treatment and prevention of HIV